




Department
for Transport

Traffic Signs Regulations and General Directions 2016



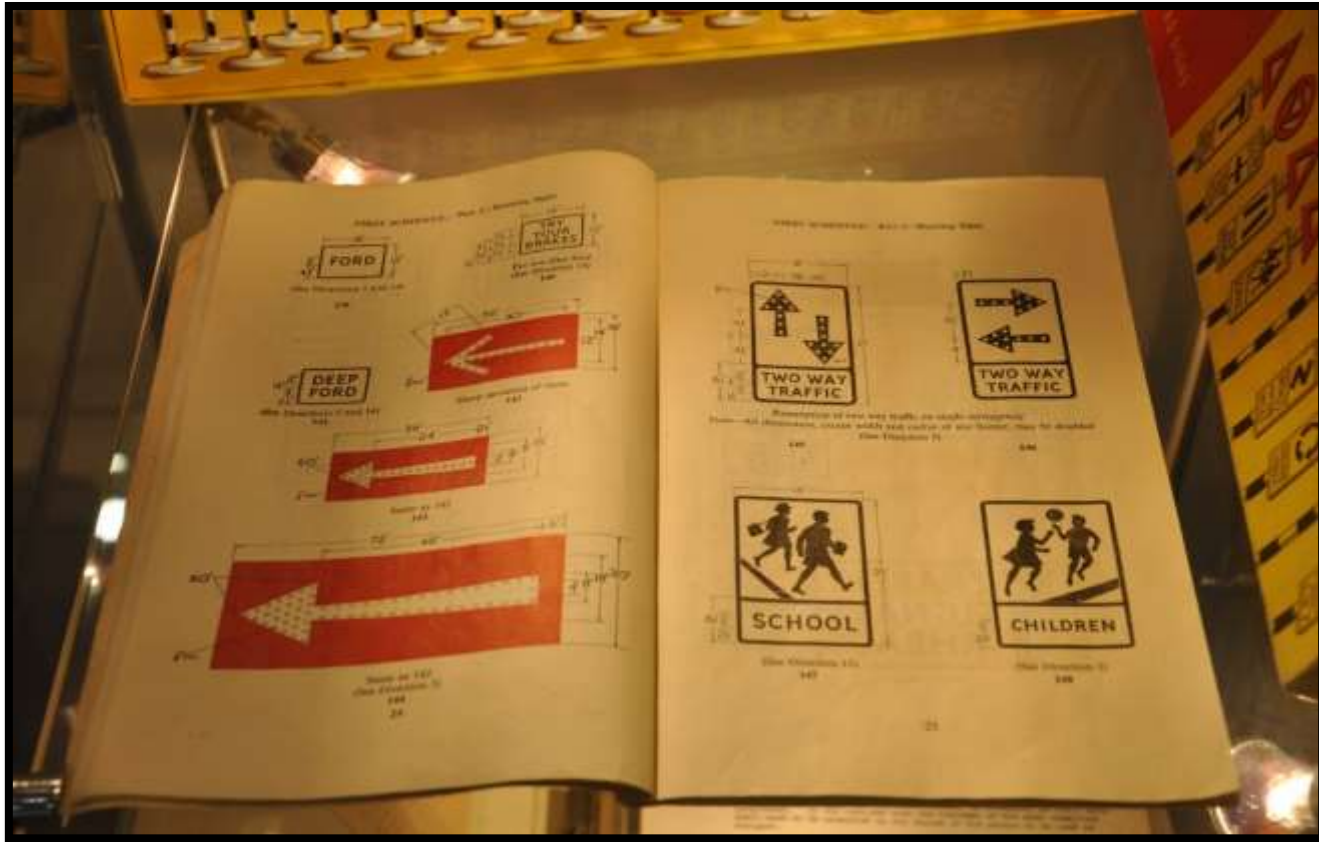


Traffic Signs History





50 years of Traffic Signs





Why change anything?





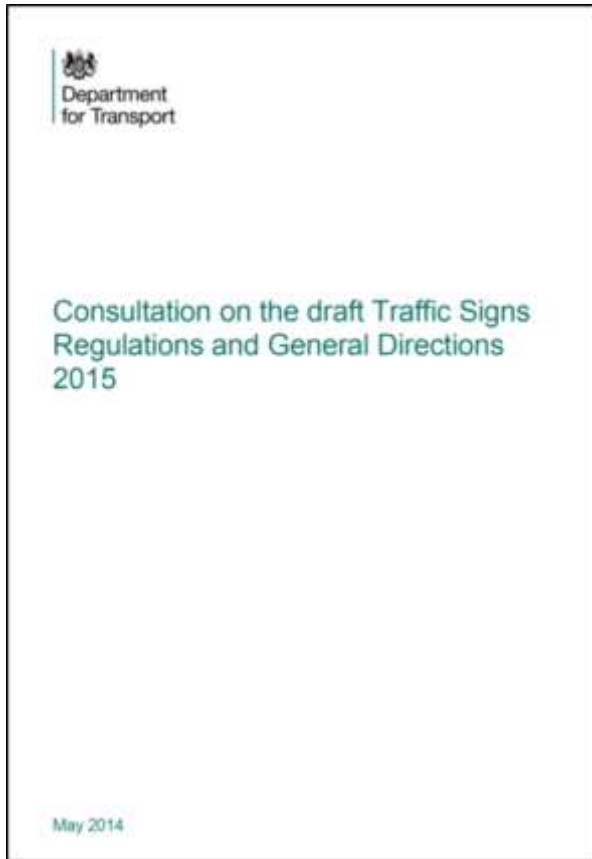
Signing the Way policy paper





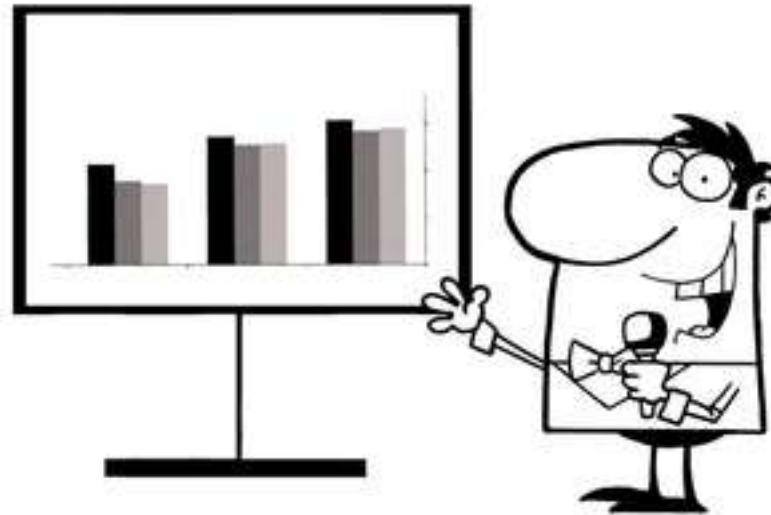
Department
for Transport

Consultation





Workshops





Consolidated into TSRGD

- ▶ The Zebra, Pelican and Puffin Pedestrian Crossings Regulations and General Directions 1997
- ▶ The Traffic Signs (Temporary Obstructions) Regulations 1997
- ▶ The Communications Act (Consequential Amendments) Order 2003
- ▶ The Fire and Rescue Services Act 2004 (Consequential Amendments) (England) Order 2004
- ▶ The Fire (Scotland) Act 2005 (Consequential Modifications and Amendments) (No. 2) Order 2005
- ▶ The Fire and Rescue Services Act 2004 (Consequential Amendments) (Wales) Order 2005
- ▶ The Wales Tourist Board (Transfer of Functions to the National Assembly for Wales and Abolition) Order 2005
- ▶ The School Crossing Patrol Sign (England and Wales) Regulations 2006
- ▶ The Serious Organised Crime and Police Act 2005 (Consequential and Supplementary Amendments) (Scotland) Order 2006
- ▶ The Serious Organised Crime and Police Act 2005 (Consequential and Supplementary Amendments to Secondary Legislation) Order 2006
- ▶ The Road Traffic Exemptions (Special Forces) (Variation and Amendment) Regulations 2011
- ▶ The Postal Services Act 2011 (Consequential Modifications and Amendments) Order 2011
- ▶ The Local Policing Bodies (Consequential Amendments) Regulations 2011




Previous approach



505.1
T-junction ahead

Item	
1	Regulations: 58(7)
2	Directions: 21(1)
3	Diagrams: 511, 572
4	Permitted variants: Schedule 16, item 28
5	Illumination requirements: Schedule 17, item 1



506.1
Side road ahead

Item	
1	Regulations: 58(7)
2	Directions: 21(1)
3	Diagrams: 511, 572, 7301, 7302
4	Permitted variants: Schedule 16, items 17, 28
5	Illumination requirements: Schedule 17, item 1



New approach example




Sign table – Schedule 2, Part 2

(1) Item	(2) Description	(3) Diagram	(4) First associated plate legend	(5) Supplementary associated plate (by reference to Part 3 table item number)	(6) Applicable provisions in Part 7	(7) Schedule 2 General Directions
1	Diagram 504.1 Crossroads ahead (Alternative types)		An expression of distance	1	3	
2	Diagram 505.1 T-junction ahead (Alternative types)		An expression of distance	1	3	
3	Diagram 506.1 Side road ahead (Alternative types)		An expression of distance	1	3	



New approach example

Sign table – Schedule 12, Part 2

(1) <i>Item</i>	(2) <i>Description</i>	(3) <i>Sign background</i>	(4) <i>Height of legend and variants</i>
1	Sign placed on or near a motorway or placed on or near another road at a junction indicating a route leading directly to a motorway (Alternative types)	 <p>A B</p>	An x-height that is not less than 100 mm and not more than 400 mm
2	Sign placed on or near a primary route (Alternative types)	 <p>A B</p>	An x-height that is not less than 50 mm and not more than 300 mm
3	Sign placed on or near a non-primary route (Alternative types)	 <p>A B</p>	An x-height that is not less than 50 mm and not more than 300 mm



Reducing sign clutter





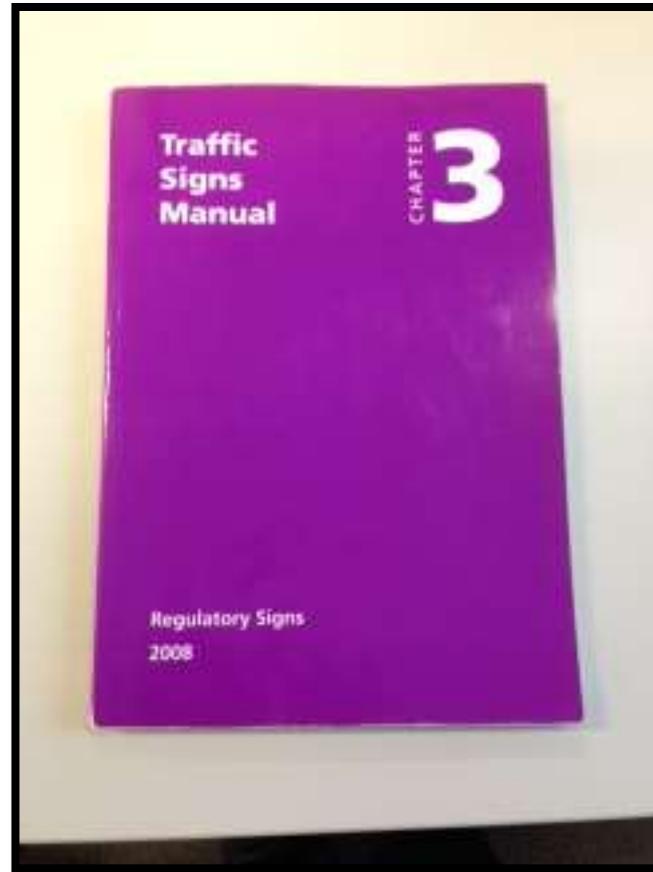
Reducing sign clutter

TSRGD 2016 relaxes many previous requirements on the use and placing of signs:

- ▶ One terminal sign can be used to show the start of a restriction.
- ▶ Lighting relaxation.
- ▶ Link between sign and marking removed in some cases.
- ▶ Repeater sign requirement removed.
- ▶ To help minimise visual intrusion, smaller sizes are now available for signs such as those aimed only at walkers and cyclists.



Traffic Signs Manual Chapter 3





Remove by date



— 50 min
— 200 max



Boundary Signs





20mph zones





Traffic Orders





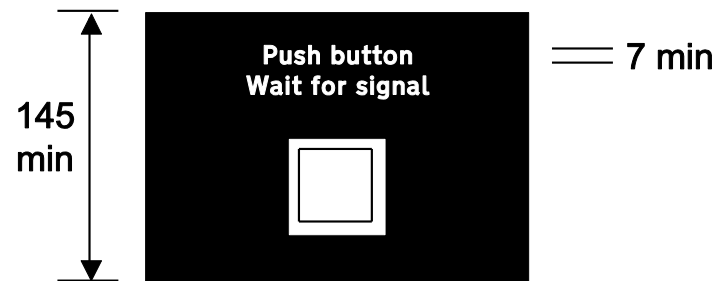
Boundary Signs





Pedestrian crossings

- ▶ Pedestrian Crossing Regulations merged into TSRGD.
- ▶ Zebra and Puffin = 'section 25' crossing
- ▶ Countdown with toucans
- ▶ Option of smaller push-button design
- ▶ Need to 'notify' Secretary of State removed






Measures to promote cycling

- ▶ High-profile area – focus on safety, campaigns...
- ▶ Many new cycling measures identified by stakeholders during the Traffic Signs Policy Review
- ▶ Including measures trialled
- ▶ Parallel crossings introduced





Dual height





Importance of the DfT Circular

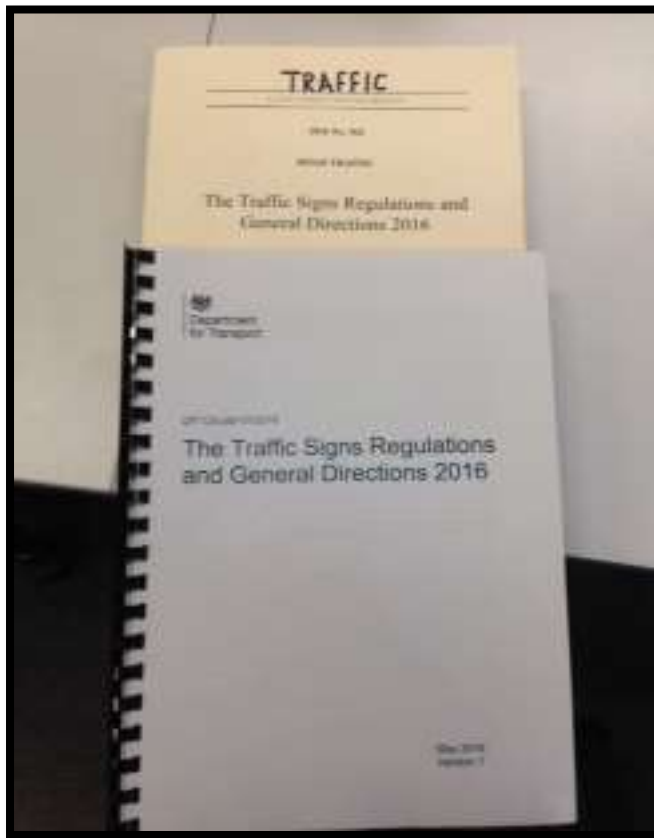


Table 23.8 TSRGD 2002 Schedule 8 - Read Across to TSRGD 2016

Pre-2016 Diagram No.	2016		
	Schedule	Part	Item
3000	14	2	1
3000.1	14	2	2
3000.2	14	2	3
3000.7	14	3	Header diagram A
3000.8	14	3	Header diagram C
3000.9	14	3	Header diagram B
3000.10	14	3	Header diagram D
3001.2	14	3	1
3001.3	14	3	1
3013	14	3	2
3013.1	14	3	3
3013.2	14	3	4
3013.3	14	3	5
3013.4	14	3	6



How is it working?





robert.ringsell@dft.gsi.gov.uk