



SORSA

Teresa Ciano

Partnership Manager, GoSafe

# Who we are



# The Problem – Public Access

- 🕒 Public Capturing Footage
- 🕒 Attempting to submit
- 🕒 No corporate approach
- 🕒 Police IT security
- 🕒 Time consuming
- 🕒 They give up
- 🕒 Opportunities missed by Police



# Former Police Process

1. Accept call in control room
2. Create incident
3. Allocate incident
4. Officer contacts witness
5. Drive to witness
6. View video
7. Record statement
8. Seize video
9. Drive back to station
10. Update incident
11. Enter video into store
12. Create offence
13. Complete NIP request
14. Enter NIP onto system
15. Update incident
16. Arrange to interview driver
17. Collect video from store
18. Drive to interview station
19. Conduct interview
20. Complete VA record
21. Drive back from interview
22. Complete MG file
23. Sgt reviews file
24. Decide on disposal
25. Update incident
26. Remove property
27. Drive to witness to return property
28. Drive back to station

# Why - The Effect of Recording



## Police body cameras 'cut complaints against officers'

By Danny Shaw  
Home affairs correspondent

29 September 2016 | UK

f t s e Share



Body-worn cameras were first introduced a decade ago

The Cambridge University study showed complaints by members of the public against officers fell by 93% over 12 months compared with the year before.

Dr Ariel, who is based at the Cambridge Institute of Criminology, said: "I cannot think of any [other] single intervention in the history of policing that dramatically changed the way that officers behave, the way that suspects behave, and the way they interact with each other."

"Once [the public] are aware they are being recorded, once they know that everything they do is caught on tape, they will undoubtedly change their behaviour because they don't want to get into trouble."



# Why - Stats 19 Contributory Factors

Driver/Rider Only (Includes Pedal Cycles and Horse Riders)

Injudicious Action	308	306	302	301	307	310	305	304	309	303
	Following too close	Exceeding speed limit	Disobeyed Give Way or Stop sign or markings	Disobeyed automatic traffic signal	Travelling too fast for conditions	Cyclist entering road from pavement	Illegal turn or direction of travel	Disobeyed pedestrian crossing facility	Vehicle travelling along pavement	Disobeyed double white lines
Driver/Rider Error or Reaction	405	406	403	408	409	401	402	404	407	410
	Failed to look properly	Failed to judge other person's path or speed	Poor turn or manoeuvre	Sudden braking	Swerved	Junction overshoot	Junction restart (moving off at junction)	Failed to signal or misleading signal	Too close to cyclist, horse or pedestrian	Loss of control
Impairment or Distraction	501	502	508	503	509	510	505	504	507	506
	Impaired by alcohol	Impaired by drugs (illicit or medicinal)	Driver using mobile phone	Fatigue	Distraction in vehicle	Distraction outside vehicle	Illness or disability, mental or physical	Uncorrected, defective eyesight	Rider wearing dark clothing	Not displaying lights at night or in poor visibility
Behaviour or Inexperience	602	605	601	603	607	606	604			
	Careless, reckless or in a hurry	Learner or inexperienced driver/rider	Aggressive driving	Nervous, uncertain or panic	Unfamiliar with model of vehicle	Inexperience of driving on the left	Driving too slow for conditions or slow vehicle (e.g. tractor)			

# Why - Contribution to Road Safety

Wales SNAP Collisions						
	Fatal	%	Serious	%	KSI	%
2013	47	45%	231	26%	278	28%
2014	38	40%	215	21%	253	23%
2015	38	42%	220	23%	258	25%
2016	47	51%	224	27%	271	29%
Total	170	45%	890	24%	1060	26%





# Operation SNAP

 A process

 Receipt of Digital Media

 Secure webform & workspace

 **Improve road safety**

# The Operation SNAP Process

## Submission via gosafesnap.wales

- Mandatory information
- S9 Witness statement
- FAQ

## Email notification

## PC Decision Maker

## Disposal Options



The screenshot shows the 'Operation SNAP' submission form. At the top, there are logos for the South Wales Police, the 'GanBwyll GoSafe' initiative, and the Welsh and English police crests. The title 'Operation SNAP' is prominently displayed. Below the title, a paragraph explains that the initiative is a response to increasing submissions of video and photographic evidence of driving offences. The form is titled 'Your details' and contains several input fields: 'First name', 'Last name', 'Home address', 'Email address', and 'Mobile number'. The 'First name' and 'Last name' fields are grouped together at the top, followed by the 'Home address' field, and then the 'Email address' and 'Mobile number' fields at the bottom.

# What offences are accepted?

-  Careless & Inconsiderate Driving
-  Dangerous Driving
-  Contravening Double White Lines
-  Contravening Red Traffic Light
-  Pedestrian Crossing offences
-  Mobile Phones
-  Failing to wear Seat Belts
-  Distracted Drivers



# Outcomes



**Offence:** Dangerous Driving 06/07/17

M4 Westbound J27 & J28

 Disqualified 18 months

 Required to take extended driving test

 200 Hours community service

 £85.00 (€97) Victim Fund Surcharge

 £85.00 (€97) CPS costs

# Outcomes





**Offence:** Driving without due care and attention

12/11/2018

- Guilty plea
- Fine: £340
- Surcharge: £34
- Costs: £85
- 9 Penalty Points endorsed on licence

# Outcomes



# Outcomes





## Captured a driving offence?

You can send your photos or footage to us.

Help us keep our roads safe. #OpSnap



Protecting vulnerable road users

# Captured a driving offence?






You can send your photos or footage to us.

Help us keep our roads safe.

#OpSnap





-  Public Access
-  Behavioural Change
-  Operation SNAP UK (Worldwide)
-  Roads Policing Strategy
-  Other police applications



Teresa Ciano

[Teresa.ciano@dyfed-Powys.pnn.police.uk](mailto:Teresa.ciano@dyfed-Powys.pnn.police.uk)

07970 365642

<https://gosafesnap.wales>

<https://gosafesnap.cymru>